

## Potential Utilization of Dried Rice Leftover of Household Organic Waste for Poultry Functional Feed

Rusli Tonda<sup>1,2</sup>, Lili Zalizar<sup>1</sup>, Wahyu Widodo<sup>1</sup>, Roy Hendroko Setyobudi<sup>1</sup>, David Hermawan<sup>1</sup>, Damat Damat<sup>1,\*</sup>, Endang Dwi Purbajanti<sup>3</sup>, Hendro Prasetyo<sup>4</sup>, Ida Ekawati<sup>5</sup>, Yahya Jani<sup>6</sup>, Juris Burlakovs<sup>7</sup>, Satriyo Krido Wahono<sup>8</sup>, Choirul Anam<sup>9</sup>, Trias Agung Pakarti<sup>10</sup>, Mardiana Sri Susanti<sup>11</sup>, Rifa'atul Mahnunin<sup>2</sup>, Adi Sutanto<sup>1</sup>, Dewi Kurnia Sari<sup>2</sup>, Hilda Hilda<sup>12</sup>, Ahmad Fauzi<sup>1</sup>, Wirawan Wirawan<sup>13</sup>, Nico Syahputra Sebayang<sup>14</sup>, Hadinoto Hadinoto<sup>15</sup>, Eni Suhesti<sup>15</sup>, Ulil Amri<sup>16</sup>, Yunus Busa<sup>17</sup>

<sup>1</sup>University of Muhammadiyah Malang, Malang, 65145, East Java, Indonesia; <sup>2</sup>PT. Zakiyah Jaya Mandiri, Lumajang 67381, East Java, Indonesia; <sup>3</sup>University of Diponegoro, Semarang 50275, Central Java, Indonesia; <sup>4</sup>University of Brawijaya, Malang 65145, East Java, Indonesia; <sup>5</sup>University of Wiraraja, Sumenep 69451, East Java, Indonesia; <sup>6</sup>Mälardalen University, 72220 Västerås, Sweden; <sup>7</sup>Institute of the Polish Academy of Sciences, 31261 Kraków, Poland; <sup>8</sup>Research Center for Food Technology and Processing - National Research and Innovation Agency Republic of Indonesia, Special Region of Yogyakarta 55861, Indonesia; <sup>9</sup>Universitas Islam Darul Ulum, Lamongan 62253, Indonesia; <sup>10</sup>Mayantara School, Malang, 65146, East Java, Indonesia; <sup>11</sup>Aura Statistics Consultant, Malang 65141, East Java, Indonesia; <sup>12</sup>CV. Harapan Jaya Abadi, Malang 65144, East Java, Indonesia; <sup>13</sup>University of Tribhuwana Tungadewi, Malang 65144, East Java, Indonesia; <sup>14</sup>University of Muhammadiyah Palembang, Palembang 30116, South Sumatera, Indonesia; <sup>15</sup>University of Lancang Kuning, Pekanbaru, Riau 28266, Indonesia; <sup>16</sup>University of Muhammadiyah Makassar, Makassar 90221, South Sulawesi, Indonesia; <sup>17</sup>University of Muhammadiyah Enrekang, Enrekang 91712, South Sulawesi Indonesia

Received: Oct 10, 2022; Revised: Nov 10, 2022; Accepted Nov 12, 2022

### Abstract

Indonesia produced  $30 \times 10^6$  t of waste in 2021; 40 % was organic and  $276 \times 10^3$  t leftover rice. Meanwhile, broiler chicken farmers have been struggling with high feed costs to continue their production. Processing leftover rice into "aking-rice" is environmentally friendly, and it also provides alternative feed for chickens. "Aking-rice" is a type of resistant starch because it has undergone a gelatinization process that works as a synthesis of short-chain fatty acids that positively improve the function of the digestive tract because it increases the villi in the small intestine. This study analyzed the potential of "aking-rice" in broiler chicken productivity. The experimental method was a completely randomized design with three treatments, five replications and 12 chickens in each unit. The treatments are T0 (100 % basal feed), T1 (80 % basal feed + 20 % "aking-rice" spread on top of the basal feed), and T2 (80 % basal feed + 20 % "aking-rice" mix). Statistical analysis used ANOVA, and continued with LSD with observed variables, *i.e.* Feed Intake (FI), Average Daily Gain (ADG), Feed Conversion Ratio (FCR), and Performance Index (PI). The results showed that the highest FI values were T0 (99.02), T1 (97.45), and T2 (96.58). The highest ADG was T1 (40.40) then T0 (37.07) and the lowest was T2 (36.40). T1 has the lowest FCR (2.42) compared to T0 (2.68), T2 (2.66). The lowest FCR is T1 (2.42), then T2 (2.66) and the highest is T0 (2.68). The third variable was not significantly different, but the PI results showed a significant difference with the highest PI value T1 (433.84), while T0 (374.81) and T2 (372.67) were not different. Economic analysis also shows that the highest cost T0 (118 475) is significantly different from T1 (110 541) and T2 (109 558). The highest profit is shown by T1 (2 102) then T2 (1 063) and T0 (507). In conclusion, the use of "aking-rice" can increase the performance index with a higher ADG value and a lower FCR so that the costs are smaller and the profit is greater.

**Keywords:** Aking-rice, Alternatif feed, Environmentally friendly, Farmer income, Feed cost, Feed substitution, Resistant starch, Waste to feed.

### 1. Introduction

Based on the data released by the Ministry of Environment and Forestry, Indonesia produced  $30 \times 10^6$  of waste in 2021 – 40 % was organic, and 40 % of aforementioned organic waste was domestic garbage mostly out of food remains (Setiawan, 2021; Setyobudi *et*

*al.*, 2021a; SISPN, 2022). Anriany *et al.* (2013) stated that the amount of remaining rice in Indonesia per capita per year is an average of 1 000 g. Therefore, if Indonesia's population is  $276 \times 10^6$ , the remaining rice per year is  $276 \times 10^3$  t. Even Hidayat (2021) explains that food waste in Indonesia is  $112 \times 10^6$  per year.

Realizing the urgency of handling waste properly, researchers have been studying various attempts on the

\* Corresponding author. e-mail: damatumm@gmail.com

matter (Halim *et al.*, 2019; Monice and Perinov, 2017; Setyobudi *et al.*, 2019, 2022) in accordance with government regulations PP No. 27/2020 on waste management (RI, 2020) and supportive towards waste management program for renewable energy (Abdullah *et al.*, 2020; Ibrahim, 2022; Misna, 2018; Setyobudi *et al.*, 2021b, 2022). In particular, Hendroko *et al.* (2013) and Adinurani *et al.* (2017) suggested a two-stage digester for biogas with organic waste feedstocks related to the low pH in the initial process (hydrolysis and acidogenesis process).

Reusing domestic waste for feed is beneficial to not only cut down organic waste, but also reduce feed cost in farming. About 65 % of the current feed cost goes to imported materials (Emiria, 2022; Kemenperin, 2019; Nasution and Kisihandi, 2021), while feed prices tend to hike from year to year (Midaada, 2022; Romdhon, 2022; Suprobo, 2021; Susanto, 2022; Tumion *et al.*, 2017). A staple food in Indonesia, rice contributes a considerably large amount of domestic waste on daily basis; processing it into *nasi aking* (sun-dried waste rice) should solve part of the problems. Once rinsed in clean water, rice leftovers are sundried to reduce the water content up to 14 % before further treatment for poultry feed.

"Aking rice" is characterized as resistant starch (Arshad *et al.*, 2018; Fuentes-Zaragoza *et al.*, 2010; Rozali *et al.*, 2018) which is uncommon in other feed materials. Since it is unhydrolyzed and indigestible (Suloi, 2019), it goes to the colon and nourishes apathogenic bacteria when administered in warm temperature (Arshad *et al.*, 2018; Fuentes-Zaragoza *et al.*, 2010; Setiarto *et al.*, 2015). Quite popular among duck (*Anas platyrhynchos domesticus* Linnaeus, 1758), swan (*Cygnus cygnus* Linnaeus, 1758), and local chicken (*Gallus gallus domesticus* Linnaeus, 1758) farmers (Nugraha *et al.*, 2012; Prasetyo *et al.*, 2018; Saty *et al.*, 2014; Yendy *et al.*, 2014), "aking-rice" and its feasibility in poultry industry has been scientifically studied. Roboth (2015) recorded up to 40 % involvement of "aking-rice" in feed for super chicken. Yendy *et al.* (2014) found that using 10 % "aking-rice" and citric acid additive in feed for local male duck was significantly effective ( $P < 0.05$ ) on calcium and phosphor retentions, but not ( $P > 0.05$ ) on feed, calcium, and phosphor consumption rates nor on weight. Maghfiroh *et al.* (2012) stated that utilizing 20 % "aking-rice" and lime additive brought insignificant differences on feed consumption rates, protein digestibility, nitrogen retention, and weight. Khusna (2009) even noted that either feed consisting of 60 % "aking-rice" or 100 % "aking-rice" to substitute corn was viable.

Broiler chicken meat is vastly consumed in Indonesia, and its increase in production goes along with consumption growth rate annually (Pradita *et al.*, 2015; Widodo *et al.*, 2019; Yemima, 2014). Since the feed that entails this commodity reaches 70 % of total production cost (Anggitasari *et al.*, 2016; Widodo, 2009; Yendy *et al.*,

2014), a hike in feed price will reduce the farmer's income (Bessei, 2006; Hartono, 2005; Lara and Rostagno, 2013; Ranjan *et al.*, 2019; Tumion *et al.*, 2017). However, "aking-rice" is rarely found in broiler chicken farms despite its benefits. One study by Zulfikar and Sania (2014) concluded that broiler chicken feed containing 10 % "aking-rice" was inconsequential towards foot color, meat cholesterol percentage, and breast meat deposition percentage.

The short list of studies on "aking-rice" for broiler chicken feed calls for more discussions. Until this report was written, no research on an effective "aking-rice" feeding method to boost broiler chicken productivity in warm temperature had been conducted.

## 2. Materials and Methods

Authorized by the Ethical Commission on Health Studies of the Faculty of Medicine of University of Muhammadiyah Malang (E.5.a/222/KEPK-UMM/X/2022), this research was conducted in 2022 in PT. Zakiyah Jaya Mandiri, a broiler chicken farm in Lumajang, East Java, Indonesia (112°-53' to 113°-23' E and 7°-54 to 8-23' S), at an average temperature of 33 °C.

### 2.1. Materials

Day old chicks (DOC) were of platinum PT. Multibreeder Adirama Indonesia Tbk., adlibitum feed with Wonokoyo BR1 (Indonesia product) at the starter age (1 d to 21 d), transferred to a battery cage at 14 d old for adaptation, and treated at 21 d old.

The experiment was held in dry season at day temperature of between 28 °C and 33 °C – lightbulbs of 100 Watt were utilized to keep the temperature at 30 °C to 33 °C. Amount of 15 units of battery cages were arranged, and each was occupied by 12 chickens.

"Aking-rice" used as much as 20 % for treatment T1 and T2. The nutrients contained in "aking-rice" are based on the results of a proximate analysis from the nutrition laboratory of the University of Muhammadiyah Malang; water content 12.58 %; dry matter 87.42 %; ash content 0.83 %; crude protein 8.96 %; crude fat 0.43 %; and crude fiber 0.59 %.

### 2.2. Methods

Corresponding to experimental method of completely randomized design, five replications were performed to make 15 tests, and each test comprised 12 chickens. Three treatments were prepared: T0 (100 % basal feed), T1 (20 % "aking-rice" spread a top 80 % basal feed), and T2 (20 % "aking-rice" evenly mixed with 80 % basal feed). The formula of each treatment is detailed in the following Table 1 on the basis of recommendations SNI 8173.1:2015.

**Table 1.** Feed formula in treatments

No	Ingredient	T0	T1	T2
1	Corn (%)	69.43	48.91	48.91
2	Wheat pollard (%)	5.31	2.66	2.66
3	Corn gluten meal (CGM) (%)	12.60	12.49	12.49
4	Distillers dried grains with solubles (%)	3.00	5.00	5.00
5	"Aking-rice" (%)	0.00	20.00	20.00
6	Meat bone meal (%)	7.23	8.04	8.04
7	Palm oil (%)	0.20	1.00	1.00
8	L-Lysine HCL (%)	0.96	0.88	0.88
9	Calcium carbonat (CaCO <sub>3</sub> ) (%)	0.65	0.58	0.58
10	Salt (%)	0.17	0.21	0.21
11	DL Methionine (%)	0.15	0.13	0.13
12	Dicalcium phospat (%)	0.30	0.10	0.10
Calculated analyses				
13	Poultry ME (kcal kg <sup>-1</sup> )	3 200.00	3 200.00	3 200.00
14	Crude protein (%)	20.00	20.00	20.00
15	Crude fat (%)	4.75	4.75	4.75
16	Crude fiber (%)	3.84	3.84	3.84
17	Calcium (%)	0.90	0.90	0.90
18	Available phosphorus (%)	0.45	0.45	0.45
19	Na (%)	0.15	0.15	0.15
20	Lysin (%)	1.00	1.00	1.00
21	Metionin (%)	0.38	0.38	0.38

Feed was measured before administered between 10 AM and 4 PM at an average temperature of 32 °C, and any leftovers were scaled in the following day.

The rates of feed intake (FI), average daily gain (ADG), and feed conversion ratio (FCR) were calculated in order to analyze the effect of "aking-rice" in broiler chicken's performance index and its prospect to prosper its farmers via income analysis.

FI refers to the total amount of feed consumption during the 14 d of treatment (Fijana *et al.*, Hasan *et al.*, 2013; 2012; Liu *et al.*, 2020), calculated as per Equation (1):

$$FI = \text{Total feed consumption} / \text{Day of treatment} \quad (1)$$

The weights of all chickens were measured at the beginning (21 d old) and the end (35 d old) of the research. Deducting chicken weights when the experiment started from when it concluded should give ADG (Astuti and Jaiman, 2019; Awad *et al.*, 2009; Hoan *et al.*, 2021) in accordance with Equation (2):

$$ADG = \text{Final body weight} - \text{First body weight} \quad (2)$$

FCR should reveal the broiler chicken productivity during treatment (Hoan *et al.*, 2021; Khalifa *et al.*, 2014; Rusli, 2012; Sugito, 2016; Umam *et al.*, 2015), determined through Equation (3):

$$FCR = \text{Daily feed consumption} / \text{Daily weight gain} \quad (3)$$

Recorded data was then evaluated for its average and standard deviation, then run for analysis of variance (ANOVA) (Adli and Sjojfan, 2018; Kartikaningrum, 2018; Saty, 2014). Should a significant effect be detected, Least Student Differences (LSD) test would follow (Abdulbaqi *et al.*, 2018; Adinurani, 2016, 2022; Alwi *et al.*, 2019).

### 2.3. Performance Index (PI)

PI represents how well the treatment meets its goal. In this experiment, percentage of live chickens, body weight, average harvest age, and FCR are the defining factors (Anggitasari and Sjojfan, 2016; Azis *et al.*, 2011; Herlina *et al.*, 2016; Nuryati, 2019; Rusli, 2012) run through Equation (4):

$$PI = \frac{\text{Live chicken (\%)} \times \text{Average weight (kg)}}{\text{FCR} \times \text{Average age} \times 100 \%} \quad (4)$$

### 2.4. Income Analysis

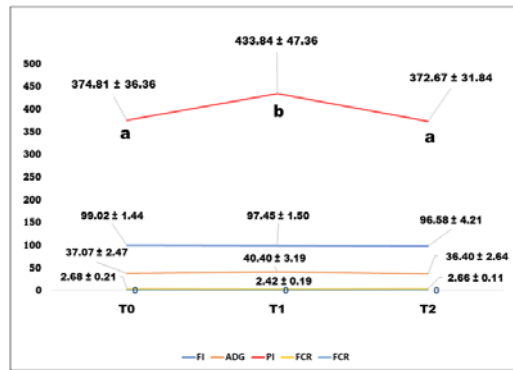
Gain/loss analysis is an approach to estimate a farmer's income (Solehah and Halimatus, 2016; Suwarta *et al.*, 2012; Tuite *et al.*, 1987), so Equation (5) was run to verify whether "aking-rice" is beneficial for farmers:

$$\text{Gain/loss} = \text{Output} - \text{input} \quad (5)$$

## 3. Results and Discussion

### 3.1. Performance index (PI)

The outcome of consuming "aking-rice" towards FI, ADG, and FCR of broiler chicken is presented in Figure 1. The result of PI analysis is also displayed.



**Figure 1.** FI, ADG, FCR, and PI of broiler chicken fed with "aking-rice"

Figure 1. Illustrates that the highest FI rate is of P0 (99.02), followed by P1 (97.45) and P2 (96.58). Although only slightly different, the best ADG goes to P1 even with lower intake. P1 also recorded the lowest FCR rate (2.42) compared to P0 (2.68) and P2 (2.66). "Aking-rice" in P1 treatment has performed significantly better ( $P < 0.05$ ) – in other words, "aking-rice" sprinkled on top of the feed is advantageous in enhancing PI when administered at a high temperature.

A bigger ADG rate and a smaller FCR one are keys to a higher PI value (Khalifa, 2014; Syukma, 2016; Umam *et al.*, 2015; Yendy, 2014;), and their differences rely on nutrient absorption in broiler feed (Kusnadi, 2006; Nugraha *et al.*, 2012; Roboth, 2015). Despite lacking on FI distinctions, P1 proves through its highest ADG rate that the nutrients in it have been better absorbed than in the other two treatments, which is appropriate to a statement by Marinus *et al.* (2020) and Suprayogi (2021) that the more nutrients a chicken absorbed, the heavier it will be (Widodo *et al.* 2019). Factors that may induce low nutrient absorption are low quality feed (Hakim *et al.*, 2019; Latif and Sulaksana, 2014; Mansyur and Tangko, 2008; Widiyaningrum and Utami, 2014) or poor digestion as an effect of stress or illness (Setiarto *et al.*, 2015; Sugito, 2016; Zalazar, 2010). Since the feed was of good quality and the materials were healthy, it is apparent that the low nutrient absorptions in P0 and P2 were due to stress – heat stress, to be specific (Dayyani and Bakhtiari, 2013; Khalifa, 2014; Kusnadi, 2007; Li *et al.*, 2015; Mohammed *et al.*, 2021; Tamzil, 2014).

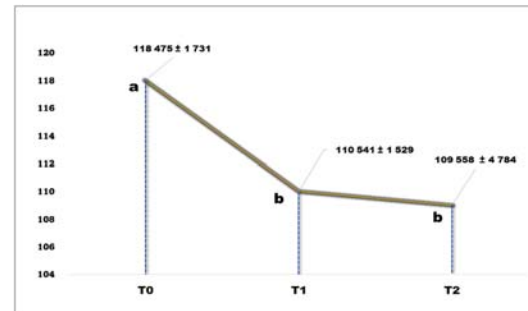
The presence of resistant starch (RS) in "aking-rice" is deduced to be the reason of high IP. RS is not only indigestible but also unhydrolyzed, preventing it from getting absorbed in the small intestine (Setiarto *et al.*, 2015; Suloi, 2019) and, consequently, reducing the organ's metabolic burden (Carvalho *et al.*, 2020; Lin *et al.*, 2006; Setiarto *et al.*, 2015; Tamzil, 2014). Sprinkling "aking-rice" on feed ensures its higher consumption, which means more RS intake, since chickens eat more of it on the top layer contrasted to one mixed in the feed. As a result, chickens feel satiated longer and are able to relax despite the heat, enable them to eat normally and maintain stable weight gain. Besides, RS boosts the number of villi in ileum (Damat *et al.* 2020; Fuentes-Zaragoza *et al.*, 2011; Lotfi *et al.*, 2019; Santos *et al.*, 2019; Suprayogi *et al.*, 2021) and maximizes microbial functions there, which is essential in increasing chicken's performance (Astuti *et al.*, 2015; Marinus *et al.*, 2020; Mohammed *et al.*, 2019;

Wahyudi, 2008) – organic acids produced in the intestine should ease any heat stress syndromes, particularly in sensitive organs like jejunum (Awad *et al.*, 2009; Santos *et al.*, 2019; Sun *et al.*, 2005; Suprayogi *et al.*, 2021). Fast and feed cutdown – two techniques commonly applied to fight heat stress – are against broiler chicken's instincts to eat more in order to increase productivity by gaining weight (Astuti *et al.*, 2015; Raji *et al.*, 2017), adding more stress to the chickens and cost them their ADG (Azis *et al.*, 2011; Khalifa, 2014).

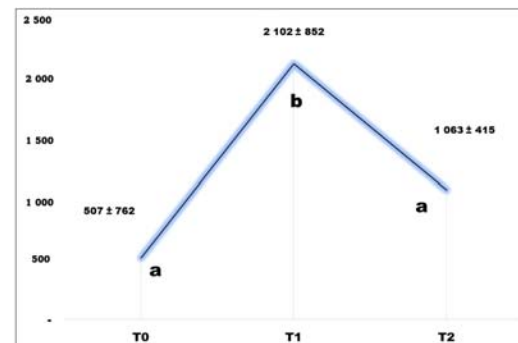
RS also improves the digestive system (Astuti *et al.*, 2015; Rozali *et al.*, 2018) by nourishing the growth of good bacteria in the colon (Arshad *et al.*, 2018; Damat *et al.* 2021a, 2021b; Setiarto *et al.*, 2015). The good bacteria then produce bacterial acid that enhances insulin production in the pancreas which is essential in metabolism (Banjarnahor and Wangko, 2013; Lee *et al.*, 2010; Marinus *et al.*, 2020) as well as supporting the forming of short-chain fatty acid (butirat) (Damat *et al.* 2013; Rozali *et al.*, 2018; Salim *et al.*, 2013; Yendy, 2014) and the suppression of ammonia (Supartini and Darmawan, 2016; Suloi, 2019). Additionally, RS is able to accelerate the recovery process from diarrhea in broiler chicken by reducing the growth of vibrio cholera (Sulistiyanto *et al.*, 2019; Suloi, 2019).

### 3.2. Income analysis

The potential of "aking-rice" in improving the welfare of broiler chicken farmers was analyzed by comparing feed cost (input) and harvest (output) and calculating profit-and-loss. Figure 2 and Figure 3 below signify the results.



**Figure 2.** Feed cost (input) of broiler chicken



**Figure 3.** Profit-and-loss of broiler chicken

P1 was quite effective towards both input and profit-and-loss, while P2 was significantly effective towards input but less significant towards profit-and-loss. None of the treatments gave effect towards output, which means that although the harvest remains the same, involving 20 %

"aking-rice" in broiler chicken feed should help in cutting down feed cost, thus increasing the farmer's profit.

Feed cost reduction is made possible since "aking-rice" is cheaper than corn, the broiler chicken basal feed. Since the highest production cost in broiler farming goes to feed (Astuti *et al.*, 2019; Solehah and Halimatus, 2016; Suwarta *et al.*, 2012) – covering 60 % (Anggitasari and Sjoftan, 2016; Widodo, 2009; Yafi, 2021) even 70 % to 80 % (Ariyadi and Anggraini, 2010; Astuti *et al.*, 2015; Yendy, 2014) – lower feed cost should give higher revenue (Hartono, 2005; Hendayana and Wally, 2008; Iyai *et al.*, 2020; Jaelani *et al.*, 2013; Prasasta, 2018; Solehah, 2016). This study asserts the importance of "aking-rice" for feed efficiency to flourish broiler farming.

#### 4. Conclusion and Suggestion

The use of "aking-rice" can improve the digestive tract so as to increase the performance index with a higher ADG value and lower FCR so that the cost is smaller and the profit is greater.

#### References

- Abdulbaqi NJ, Dheeb BI and Irshad R. 2018. Expression of biotransformation and antioxidant genes in the liver of albino mice after exposure to aflatoxin B1 and an antioxidant sourced from turmeric (*Curcuma longa*). *Jordan J. Biol. Sci.*, **11(1)**: 93–98.
- Abdullah K, Saepul UA, Soegeng R, Suherman E, Susanto H, Setyobudi RH, Burlakovs J and Vincē Viča-Gaile Z. 2020. Renewable energy technologies for economic development. *E3S Web Conf.*, **188(00016)**:1–8. <https://doi.org/10.1051/e3sconf/202018800016>.
- Adinurani PG. 2016. **Design and Analysis of Agrotorial Data: Manual and SPSS**. Plantaxia, Yogyakarta, Indonesia
- Adinurani PG. 2022. **Agrotechnology Applied Statistics** (compiled according to the emester learning plan). Deepublish, Yogyakarta, Indonesia
- Adinurani PG, Setyobudi RH, Wahono SK, Mel M, Nindita A, Purbajanti E, Harsono SS, Malala AR, Nelwan LO and Sasmito A. 2017. Ballast weight review of capsule husk *Jatropha curcas* Linn. on acid fermentation first stage in two-phase anaerobic digestion. *Proc. Pakistan Acad. Sci.: B.*, **54(1)**: 47–57
- Adli DN and Sjoftan O. 2018. Nutrient content evaluation of dried poultry waste urea molasses block (DPW-UMB) on in-vitro analysis. *Sains Peternakan.*, **16(2)**:50. <https://doi.org/10.20961/sainspet.v16i2.21264>.
- Alwi MD, Apada AGS and Rell F. 2019. Administration of live-attenuated newcastle disease (ND) vaccines derived from B1 and lasota strain and their effect on broiler antibody titers. *Jurnal Riset Veteriner Indonesia.* **3(2)**:56–60.
- Anggitasari S, Sjoftan O and Djunaidi IH. 2016. Effect of some kinds of commercial feed on quantitative and qualitative production performance of broiler chicken. *Buletin Peternakan.* **40(3)**:187–196.
- Anriany D. and Martianto D. 2013. Estimation of consumer rice leftovers in several types of restaurants in Bogor City. *Jurnal Gizi dan Pangan.* **8(1)**:33. <https://doi.org/10.25182/jgp.2013.8.1.33-38>.
- Ariyadi T and Anggraini H. 2010. Determination of carbohydrate levels in "aking-rice" consumed by the community of Singorojo village, Kendal regency. Prosiding Seminar Nasional UNIMUS. Universitas Muhammadiyah Semarang, East Java, Indonesia. pp. 36–38.
- Arshad NH, Zaman S and Rawi M. 2018. Resistant starch evaluation and in vitro fermentation of lemantak (native sago starch), for prebiotic assessment. *Int. Food Res. J.*, **25(3)**:951–957.
- Astuti FK, Busono W and Sjoftan O. 2015. Effect of addition of liquid probiotics in feed on production appearance in broilers. *Pembangunan dan Alam Lestari.* **6(2)**:99–104.
- Astuti FK and Jaiman E. 2019. Comparison of body weight gain of broilers in CV Arjuna Group based on three different heights. *Journal Sains Peternakan.* **7(2)**:75–90.
- Awad WA, Ghareeb K, Abdel-Raheem S and Bohm J. 2009. Effects of dietary inclusion of probiotic and synbiotic on growth performance, organ weights, and intestinal histomorphology of broiler chickens. *Poult. Sci.*, **88(1)**:49–55. <https://doi.org/10.3382/ps.2008-00244>.
- Azis A, Abbas H, Heryandi Y and Kusnadi E. 2011. Compensation growth and production efficiency of broilers that are restricted in feeding time. *Media Peternak.*, **34(1)**:50–57. <https://doi.org/10.5398/medpet.2011.34.1.50>.
- Banjarnahor E and Wangko S. 2013. Pancreatic beta cells synthesis and insulin secretion. *Jurnal Biomedik.* **4(3)**:156–162. <https://doi.org/10.35790/jbm.4.3.2012.795>.
- Bessei W. 2006. Welfare of broilers: A review. *World's Poult. Sci. J.*, **62(9)**:455–466. <https://doi.org/10.1079/WPS2005108>.
- RI (Republic of Indonesia). 2020. Government regulation number 27/2020 concerning waste management of specific waste. <http://www.indonesianwaste.org/republic-of-indonesia-government-regulation-number-27-of-2020-concerning-waste-management-of-specific-waste-peraturan-pemerintah-republic-indonesia-nomor-27-tahun-2020-tentang-pengelolaan-sampah-spe/>
- Carvalho GB, Martins PC, Resende PM, Santos JS, De Oliveira E, De Campos TT, Marins DB and Stringhini JH. 2020. Hematology and serum biochemistry of broilers at the initial and growth stages submitted to different levels of digestible sulfur amino acids. *Cienc. Rural.*, **50(5)**:1–9. <https://doi.org/10.1590/0103-8478cr20180881>.
- Damat D. 2013. Effect of butyrylated arrowroot starch to the digesta profile and molar ratio SCFA. *J. Food Sci.*, **2(2)**:144–149.
- Damat D, Setyobudi RH, Soni P, Tain A, Handjani H and Chasanah U. 2020. Modified arrowroot starch and glucomannan for preserving physicochemical properties of sweet bread. *Ciência e Agrotecnologia*, **44(014820)**:1–9. <https://doi.org/10.1590/1413-7054202044014820>.
- Damat D, Setyobudi RH, Utomo JS, Gaile ZV, Tain A and Siskawardani DD. 2021a. The characteristics and predicted of glycemic index of rice analogue from modified arrowroot starch (*Maranta arundinaceae* L.). *Jordan J. Biol. Sci.*, **14(3)**:389–393. <https://doi.org/10.54319/jjbs/140302>
- Damat D, Setyobudi RH, Burlakovs J, Vincevica-Gaile Z, Siskawardani DD, Anggriani R and Tain A. 2021b. Characterization properties of extruded analog rice developed from arrowroot starch with addition of seaweed and spices. *Sarhad J. Agric.* **37 (Special issue 1)**:159–170. <https://dx.doi.org/10.17582/journal.sja/2021.37.s1.159.170>
- Dayyani N and Bakhtiari H. 2013. Heat stress in poultry: Background and affective factors. *Int. J. Adv. Biol. Biomed. Res.* **1(11)**:1409–1413.
- Emiria DC. 2022. 60% Imported feed ingredients, RI can be threatened by chicken 'doomsday'? CNBC Indonesia. <https://www.cnbcindonesia.com/news/20220617162033-4-348088/60-bahan-pakan-impor-ri-bisa-terancam-kiamat-ayam>.

- Fijana MF, Suprijatna E and Atmomarsono U. 2012. The effect of feeding proportion at midday and night and lighting at night on broiler chicken carcass production. *Animal Agriculture Journal*. **1(1)**:697–710.
- Fuentes-Zaragoza E, Riquelme-Navarrete MJ, Sánchez-Zapata E and Pérez-Álvarez, JA. 2010. Resistant starch as functional ingredient: A review. *Food Res. Int.*, **43(4)**:931–942. <https://doi.org/10.1016/j.foodres.2010.02.004>.
- Fuentes-Zaragoza E, Sánchez-Zapata E, Sendra E, Sayas E, Navarro C, Fernández-López J and Pérez-Alvarez J. 2011. Resistant starch as prebiotic: A review. *Starch*. **63(7)**:406–415. <https://doi.org/10.1002/star.201000099>.
- Hakim AR, Kurniawan K and Siregar ZA. 2019. Effect of replacement of fish meal with *Hermetia illucens* and *Azolla* sp. on the quality of floating fish feed. *Jurnal Riset Akuakultur*. **14(2)**:77–85.
- Halim AK., Hariansyah M and Lutfi M. 2019. Plastic waste management based on renewable energy in realizing sustainable development. *Jurnal Pendidikan dan Pemberdayaan Masyarakat*. **6(2)**:126–147.
- Hartono G. 2005. Broiler chicken feed demand analysis using a tranlog function model. *Agric*. **18(7)**:41–56.
- Hasan N, Atmomarsono U and Suprijatna E. 2013. Effect of feeding frequency on feed restriction on final weight, abdominal fat and liver fat content of broilers. *Animal Agriculture Journal*. **2(1)**:336–343.
- Hendayana R and Wally F. 2008. Institutional analysis of people's livestock business input and output market. *Socioeconomics of Agriculture and Agribusiness*. **8(1)**:1–10
- Hendroko R, Liwang T, Adinurani PG, Nelwan LO, Sakri Y, and Wahono SK. 2013. The modification for increasing productivity at hydrolysis reactor with *Jatropha curcas* Linn. capsule husk as bio-methane feedstocks at two-stage digestion. *Energy Procedia* **32**:47–54. <https://doi.org/10.1016/j.egypro.2013.05.007>
- Herlina B, Novita R and Karyono T. 2016. Effect of time and ration on the performance growth and broiler production betty. *Jurnal Sain Peternakan Indonesia*. **10(2)**:107–113. <https://doi.org/10.31186/jspi.id.10.2.107-113>.
- Hidayat AAN. 2021. Bapenas: Without policy intervention, food waste is 112 million tons per year. *Tempo.Co*. June 9, 2021. <https://bisnis.tempo.co/read/1470633/bapenas-tanpa-intervensi-kebijakan-sampah-makanan-112-juta-ton-per-tahun>.
- Hoan ND, Dung TH, Hoan PD and Thang TV. 2021. Effect of supplementation of green tea extract on blood corticosterone concentration and growth performance in heat-stressed broiler. *Livest. Res. Rural Dev.*, **33(1)**
- Ibrahim J. 2022. Manage waste into new renewable energy fuel. Pemerintah Kota Pontianak. <https://www.pontianakkota.go.id/pontianak-hari-ini/berita/Kelola-Sampah-Jadi-Bahan-Bakar-Energi-Baru-Terbarukan>.
- Iyai D, Mustaqim AI and Sagrim M. 2020. Profile, input and output of livestock systems in the agro-ecological area of Tambrau, West Papua Province. *Jurnal Pertanian Terpadu*. **8(1)**:1–13. <https://doi.org/10.36084/jpt.v8i1.230>.
- Jaelani A, Suslinawati S and Maslan M. 2013. Feasibility analysis of broiler chicken farming at Tapin Utara subdistrict, Tapin district. *Jurnal Ilmu Ternak*. **13(2)**:42–48.
- Kartikaningrum V. 2018. Effect of boiled bay leaf (*Syzygium polyanthum*) on HDL and LDL cholesterol levels in hyperlipidemic male mice (*Mus musculus* L.). *Jurnal Widya Warta*. **42(02)**:149–161.
- Kemenperin. 2019. **Analysis of the Structure of the Animal Feed Industry in the Context of Regional Development of Industry**. Final Report. Kementerian Perindustrian, <https://kemenperin.go.id/download/24035>
- Khalifa H, Abougabal M and El-Shafei A. 2014. Mitigating heat stress in broilers: 1-effect of feed restriction and early heat acclimation on productive performance. *Middle East J. Appl. Sci.*, **4(4)**:967–982.
- Khusna. 2009. The effect of using “aking rice” in feed on the appearance of broiler production. Undergraduated Thesis, Universitas Brawijaya, Malang, Indonesia
- Kusnadi E. 2006. Vitamin C supplementation as an antidote to heat stress in broiler chickens. *Jurnal Ilmu Ternak dan Veteriner*. **11(4)**:249–253.
- Kusnadi E. 2007. Effect of pegagan (*Centella asiatica*) and vitamin C on blood hemoglobin and hematocrite of heat-stressed broilers. *Jurnal Ilmu Ternak*. **7(2)**:140–144.
- Lara LJ and Rostagno MH. 2013. Impact of heat stress on poultry production. *Animals*, **3**:356–369. <https://doi.org/10.3390/ani3020356>.
- Latif A and Sulaksana SFI. 2014. Increased production and quality of Etawah crossbreed goat's milk as a response to improve feed quality. *Jurnal Ilmiah Ilmu-Ilmu Peternakan*. **26(1)**:15–21.
- Lee KW, Lee SH, Lillehoj HS, Li GX, Jang SI, Babu US, Park MS, Kim DK, Lillehoj EP, Neumann AP, Rehberger TG and Siragusa GR. 2010. Effects of direct-fed microbials on growth performance, gut morphometry, and immune characteristics in broiler chickens. *Poult. Sci.*, **89(2)**:203–216. <https://doi.org/10.3382/ps.2009-00418>.
- Li M, Wu J and Chen Z. 2015. Effects of heat stress on the daily behavior of Wenchang chickens. *Brazilian J. Poul. Sci.*, **17**:559–566.
- Lin H, Decuypere E and Buyse J. 2006. Acute heat stress induces oxidative stress in broiler chickens. *Comp. Biochem. Physiol.-A Mol. Integr. Physiol.*, **144(1)**:11–17. <https://doi.org/10.1016/j.cbpa.2006.01.032>.
- Liu L, Ren M, Ren K, Jin Y and Yan M. 2020. Heat stress impacts on broiler performance: A systematic review and meta-analysis. *Poult. Sci.*, **99(11)**:6205–6211. <https://doi.org/10.1016/j.psj.2020.08.019>.
- Lotfi K, Mahdavi A, Javan JA, Staji H and Darabighane B. 2019. Effects of different levels of resistant starch on growth performance and ileum morphology in broilers: A comparison to fructooligosaccharide and zinc bacitracin. *Iran. J. Appl. Anim. Sci.*, **9(2)**:315–322.
- Maghfiroh K, Mangisah I and Ismadi VDY. 2012. Effect of addition of lime juice (*Citrus aurantifolia*) in ration on crude protein digestibility and nitrogen retention in male Magelang ducks. *Anim. Agric. J.*, **1(1)**:669–683.
- Mansyur A and Tangko M. 2008. Probiotics: Their use for low-quality fish feed. *Media Akuakultur*, **3(2)**:145–149.
- Marinus FW, Borg R, Buddiger NJH, Wood BJ, Rebel JMJ, Krimpen MMV, Calus MPL, Park JE and Schokker D. 2020. Regulating appetite in broilers for improving body and muscle development – A review. *J. Anim. Physiol. Anim. Nutr.*, **104(6)**:1819–1834. <https://doi.org/10.1111/jpn.13407>.
- Midaada A. 2022. Livestock feed prices continue to rise, laying chicken farmers are restless. Sindonews, <https://ekbis.sindonews.com/read/857407/34/harga-pakan-ternak-terus-naik-peternak-ayam-petelur-resah-1660619315>

- Misna AF. 2018. The importance of utilizing waste as an energy source. Kementerian Energi dan Sumber Daya Mineral Direktorat Jenderal Energi Baru, Terbarukan dan Konservasi Energi - Republic of Indonesia. <https://ebtke.esdm.go.id/post/2018/11/23/2060/pentingnya.pemanfaatan.sampah.sebagai.sumber.energi>
- Mohammed A, Mahmoud M, Murugusen R and Cheng HW. 2021. Effect of a synbiotic supplement on fear response and memory assessment of broiler chickens subjected to heat stress. *Animals*, **11(2)**:1–15. <https://doi.org/10.3390/ani11020427>.
- Mohammed AA, Jiang S, Jacobs JA and Cheng HW. 2019. Effect of a synbiotic supplement on cecal microbial ecology, antioxidant status, and immune response of broiler chickens reared under heat stress. *Poult. Sci.*, **98(10)**:4408–4415. <https://doi.org/10.3382/ps/pez246>.
- Monice M and Perinov P. 2017. Analysis of waste potential as raw material for waste power plant (PLTSA) in Pekanbaru. *Jurnal Sains, Energi, Teknologi, dan Industri*, **1(1)**:9–16. <https://doi.org/10.31849/sainetin.v1i1.166>.
- Nasution DD and Kishihandi F. 2021. Government to import poultry feed raw materials. Republica.co.id., <https://www.republika.co.id/berita/qwnev9472/pemerintah-akan-imp-or-bahan-baku-pakan-unggas>
- Nugraha D, Atmomarsono U and Mahfudz LD. 2012. The effect of fermented water hyacinth (*Eichornia crassipes*) addition in the diet on Tegal duck egg's production. *Animal Agricultural*. **1(1)**:75–85.
- Nuryati T. 2019. Performance analysis of broiler in closed house and opened house. *Jurnal Peternakan Nusantara* **5(2)**:77–86.
- Pradita D, Sarengat W and Handayani M. 2015. Production efficiency of Riski Jaya Abadi broiler farm at Kebumen regency sighted from management efficiency, technical efficiency, economic efficiency and price efficiency. *Animal Agriculture Journal*. **4**:75–80.
- Prasasta H. 2018. Adaptation of laying hens in the face of turmoil in the input and output markets (study on laying hens in Ponggol District, Blitar Regency). Undergraduate Thesis Universitas Brawijaya, Malang, Indonesia.
- Prasetyo MS, Jan LR, Rozi T and Kasip LM. 2018. Lombok duck egg production and quality for making salted egg raised intensively in Centre Lombok. *Jurnal Ilmu dan Teknologi Peternakan Indonesia*. **4(1)**:199–206.
- Ranjan A, Sinha R, Devi I, Rahim A and Tiwari S. 2019. Effect of heat stress on poultry production and their managerial approaches. *Int. J. Cur. Microbiol. Appl. Sci.*, **8(02)**:1548–1555.
- Raji AA, Mohammed B, Oladele SB, Saidu L, Jibril AH and Cazaban C. 2017. Bursa body index as a visual indicator for the assessment of bursa of fabricius. *J. Vet. Med. Anim. Health*. **9(2)**:32–38. <https://doi.org/10.5897/JVMAH2016.0456>.
- Roboth RH. 2015. The level of adding parched rice in the feed to the body weight gain and feed conversion of starter chicken. Undergraduate Thesis. Universitas Negeri Gorontalo, Gorontalo, Indonesia
- Romdhon MS. 2022. Expensive feed prices, 30 percent of chicken farmers in Kuningan failed. Kompas Bandung. <https://bandung.kompas.com/read/2022/06/08/091523378/harga-pakan-mahal-30-persen-peternak-ayam-di-kuningan-bangkrut?page=all>
- Rozali ZF, Purwani EY, Iskandariati D, Sri N and Suhartono T. 2018. The potential of rice resistant starch as fungsional food ingredient. *Jurnal Pangan*. **27(3)**:215–224.
- Rusli R. 2012. Success analysis of chicken farmers (case study of Telur Intan Group breeders partnership pattern in Malang). Undergraduate Thesis, University of Muhammadiyah Malang, Malang, Indonesia
- Salim HM, Kang HK, Akter N, Kim DW, Kim JH, Kim MJ, Na JC, Jong HB, Choi HC, Suh OS and Kim WK. 2013. Supplementation of direct-fed microbials as an alternative to antibiotic on growth performance, immune response, cecal microbial population, and ileal morphology of broiler chickens. *Poult. Sci.*, **92(8)**:2084–2090. <https://doi.org/10.3382/ps.2012-02947>.
- Santos RR, Awati A, Roubus-van den Hil PJ, Van Kempen TATG, Tersteeg-Zijdeveld PJ, Koolmees PA, Smits C and Fink-Gremmels J. 2019. Effects of a feed additive blend on broilers challenged with heat stress. *Avian Pathol.*, **48(6)**:582–601. <https://doi.org/10.1080/03079457.2019.1648750>.
- Saty L, Praseno K and Kasiyati K. 2014. Cholesterol and  $\beta$ -carotene levels of duck eggs from several duck cultivation locations in Java. *Buletin Anatomi dan Fisiologi*. **22(2)**:56–63.
- Setiarto RH, Laksmi JBS, Farida DN and Saskiawan I. 2015. Study of development resistant starch contained in food ingredients as prebiotic source. *Jurnal Ilmu Pertanian Indonesia*. **20(3)**:191–200. <https://doi.org/10.18343/jipi.20.3.191>.
- Setiawan A. 2021. Improving national waste management. Portal Informasi Indonesia. <https://indonesia.go.id/kategori/indonesia-dalam-angka/2533/membenahi-tata-kelola-sampah-nasional>.
- Setyobudi RH, Zalizar L, Wahono SK, Widodo W, Wahyudi A, Mel M, Prabowo B, Jani Y, Nugroho YA, Liwang T and Zaebudin A. 2019. Prospect of Fe non-heme on coffee flour made from solid coffee waste: Mini review. *IOP Conf. Ser. Earth Environ. Sci.*, **293 (012035)**:1–24. <https://doi.org/10.1088/1755-1315/293/1/012035>.
- Setyobudi RH, Yandri E, Atoum MFM, Nur SM, Zekker I, Idroes R, Tallei TE, Adinurani PA, Vincēviča-Gaile Z, Widodo W, Zalizar L, Van Minh N, Susanto H, Mahaswa RK, Nugroho YA, Wahono SK and Zahriah Z. 2021a. Healthy-smart concept as standard design of kitchen waste biogas digester for urban households. *Jordan J. Biol. Sci.* **14(3)**: 613 – 620 <https://doi.org/10.54319/jjbs/140331>
- Setyobudi RH, Yandri E, Nugroho YA, Susanti MS, Wahono SK, Widodo W, Zalizar L, Saati EA, Maftuchah M, Atoum MFM, Massadeh MI, Yono D, Mahaswa RK, Susanto H, Damat D, Roeswitawati D, Adinurani PG and Mindarti S. 2021b. Assessment on coffee cherry flour of Mengani Arabica Coffee, Bali, Indonesia as iron non-heme source. *Sarhad J. Agric.*, **37(Special issue 1)**: 171–183. <https://dx.doi.org/10.17582/journal.sja/2022.37.s1.171.183>.
- Setyobudi RH, Atoum MFM, Damat D, Yandri E, Nugroho YA, Susanti MS, Wahono SK, Widodo W, Zalizar L, Wahyudi A, Saati EA, Maftuchah M, Hussain Z, Yono D, Harsono SS, Mahaswa RK, Susanto H, Adinurani PG, Ekawati I, Fauzi A, Mindarti S. 2022. Evaluation of coffee pulp waste from some coffee cultivation areas in indonesia as iron booster. *Jordan J. Biol. Sci.*, **15(3)**:475–488. <https://doi.org/10.54319/jjbs/150318>
- SISPN. 2022. Waste management performance achievements. Kementerian Lingkungan Hidup dan Kehutanan. <https://sipsn.menlhk.go.id/sipsn/>
- Solehah and Halimatus. 2016. Analysis of the calculation of cost of production of broiler chicken with full costing method on abshar farms as business partners of CV. Mutiara Sinar Abadi of Samarinda. *eJournal Ilmu Administrasi Bisnis*. **4(1)**:1–14.
- Sugito and Mira D. 2016. Effect of heat stress on body weight gain, heterophile-lymphocyte ratio and body temperature in broiler. *Jurnal Kedokteran Hewan Indonesia*. **3(1)**:218–226. <https://doi.org/10.21157/j.ked.hewan.v3i1.3082>.

- Sulistiyanto B, Kismiati S and Utama CS. 2019. Production performance and immunomodulation effects on broiler given a processed wheat pollard based diet. *J. Vet.*, **20(3)**:352–359. <https://doi.org/10.19087/jveteriner.2019.20.3.352>.
- Suloi ANF. 2019. Potential resisten starch prepared by banana – a review. *Jurnal Penelitian dan Pengembangan Agrokompleks*. **2(1)**:92–96.
- Sun X, McElroy A, Webb KE, Sefton AE and Novac C. 2005. Broiler performance and intestinal alterations when fed drug-free diets. *Poult. Sci.*, **84(8)**:1294–1302. <https://doi.org/10.1093/ps/84.8.1294>.
- Supartini N and Darmawan H. 2016. Utilization of rice snail (tutut) as duck feed supplementation to increase layer duck productivity in Simorejo-Bojonegoro village. *Buana Sains*, **16(1)**:1–8.
- Suprayogi EJ, Zalizar L and Winaya A. 2021. The effect of grit administration on the macroscopic and microscopic appearance of starter phase broilers digestive tract. *IOP Conf. Ser. Earth Environ. Sci.*, **788(012087)**:1–6. <https://doi.org/10.1088/17551315/788/1/012087>.
- Suprobo HY. 2021. Chicken farmers complain about the high price of feed. *Harian Jogja*. <https://jogjapolitan.harianjogja.com/read/2021/05/06/514/1070958/peternak-ayam-keluhkan-mahalnya-harga-pakan>
- Susanto H. 2022. Expensive animal feed prices, breeders in Cilacap mix with “aking rice”. *Inews Jateng*, <https://jateng.inews.id/berita/harga-pakan-ternak-mahal-peternak-di-cilacap-mencampur-dengan-nasi-aking/2>.
- Suwarta S, Irham I and Hartono S. 2012. Cost structure and revenue livestock broiler chickens in Sleman Regency. *Agrika*, **6(1)**:65–85.
- Syukma YD. 2016. Cultivation and analysis of broiler chickens using vitamins and chickens that don't use vitamins (herbal chicken). *J. Nas. Ecopepon*, **3(1)**:77–82. <https://doi.org/10.1016/j.tetlet.2007.02.128>.
- Tamzil MH. 2014. Heat stress in poultry: metabolism, effects and countermeasures. *Wartazoa*, **24(2)**:57–66.
- Tuite MF, Cox BS and McLaughlin CS. 1987. A ribosome-associated inhibitor of in vitro nonsense suppression in [psi-] strains of yeast. *FEBS Lett.*, **225(1–2)**:205–208. [https://doi.org/10.1016/0014-5793\(87\)81158-4](https://doi.org/10.1016/0014-5793(87)81158-4).
- Tumion B, Panelewen VVJ, Makalew A and Rorimpandey B. 2017. The effect of feed and labor costs on profits for laying chickens owned by Vony Kanaga in Tawaan village, Bitung city (case study). *Zootec*. **37(2)**:207–215. <https://doi.org/10.35792/zot.37.2.2017.15800>.
- Umam M, Prayogi H and Nurgiantiningsih V. 2015. The performance of broiler rearing in system stage floor and double floor. *Jurnal Ilmu-Ilmu Peternakan*. **24(3)**:79–87.
- Wahyudi A. 2008. **Get Fit with Fermented Milk**. UMM Press, Malang, Indonesia
- Widiyaningrum P and Utami NR. 2014. Training in intensive drawing management of ducks in Wedung district, Demak regency. *Rekayasa*. **12(1)**:48–56.
- Widodo W. 2009. Poultry feed security in the midst of a food crisis. *Jurnal Salam*. **12(1)**:107–125.
- Widodo W, Rahayu ID, Sutanto A, Setyobudi RH and Mel M. 2019. The effectiveness of curcuma (*Curcuma xanthorrhiza* Roxb.) addition in the feed toward super Kampong chicken performances. *Proc. Pak. Acad. Sci.: B*, **56(4)**: 39–46
- Yafi M. 2021. Imported raw materials contribute 60-75 percent of feed material costs. *Poultry Indonesia*, <https://www.poultryindonesia.com/bahan-baku-import-menumbang-60-75-persen-biaya-bahan-pakan/>
- Yemima Y. 2014. Business analysis of household-scale broiler chicken farms in Karya Bakti Village, Rungan subdistrict, Gunung Mas, Central Kalimantan. *Jurnal Ilmu Hewani Tropika*. **3(1)**:27–32.
- Yendy SA, Mangisah I and Sukanto B. 2014. The effect of citric acids addition in diets as acidifier on calcium and phosphor retention of the local male ducks. *Anim. Agric. J.*, **3**:70–78.
- Zalizar L. 2010. The impact of giving levamisole hydrochloride on antibody titers after avian influenza virus vaccination in layers. *Jurnal Ilmu-Ilmu Peternakan*. **20(1)**:86–91.
- Zulfikar and Sania. 2014. Effect of substituting rice bran with “aking rice” flour in feed on broiler carcass quality. Undergraduate Thesis, Universitas Brawijaya, Malang, Indonesia.